










SPOTlight: School Year 2022-2023


Universal Charter School at Audenried			
School Code	3417	Principal Name	Josh Anderson
Sector	Charter	Address	3301 Tasker St
Network	Charters	Phone	
Report Type	High School	Admission Category	Catchment
Receives K8 Report	No	October 1 Enrollment	550
Grades in Report	9-12		
Website	universalfamilyofschools.org/universal-audenried		

School Performance Outcomes Table

CONDITIONS FOR SUCCESS				
Metric Name	2021-22 Results	2022-23 Results	2022-23 Progress	Metric Description
Student Attendance	66.1%	67.1%	+1.0 %-pts 	Percentage of students attending 90% or more of instructional days
Teacher Attendance	Not Applicable			Percentage of teachers attending 90% or more of work days
Student Dropouts (Grades 9-12)	2	2	+0 	Number of students no longer enrolled, and who did not transfer or graduate
Graduation Rate (4-Year Cohort)	80.5%	80.8%	+0.3 %-pts 	Percentage of students graduating high school within four years of first-time enrollment in 9th grade

ACADEMIC GOALS						
Metric Name	2018-19 Results*	2022-23 Results	2022-23 Progress	2018-19 Results*	2022-23 Results	2022-23 Progress
Goal 4: Best by 11th Grade	Keystone Proficient or Advanced			Keystone Below Basic		
Algebra 1	16.0%	24.4%	+8.4 %-pts 	22.1%	20.9%	-1.2 %-pts 
Biology	19.3%	21.7%	+2.4 %-pts 	36.9%	43.5%	+6.6 %-pts 
Literature	45.7%	57.0%	+11.3 %-pts 	19.7%	18.4%	-1.3 %-pts 

* Due to COVID-19 pandemic-related test cancellations and exemptions, Keystone results for 2022-23 are compared to pre-pandemic (2018-19) performance.

Metric Name	2021-22 Results	2022-23 Results	2022-23 Progress	Metric Description
Goal 5: Grade 12 CTE	NOCTI Competent or Advanced			
NOCTI	30.9%	37.1%	+6.2 %-pts 	Percentage of students passing the industry standards assessment specific to each Career and Technical Education (CTE) program

All SPOTlight indicator colors are based on unrounded changes in results. Percentage point changes are rounded to the nearest tenth for display.

SPOTlight Legend:	Improving 	Maintaining 	Not Improving 
-------------------	---	--	---

Universal Charter School at Audenried

2022-2023 SCHOOL PROGRESS REPORT ON EDUCATION AND EQUITY

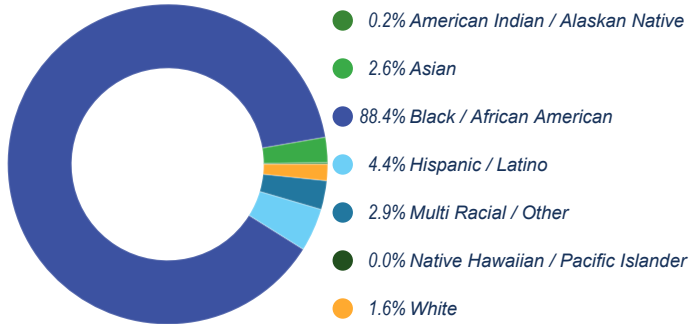
School Code | 3417 Sector | Charter Network | Charters
Principal Name | Josh Anderson Address | 3301 Tasker St
Phone |

Website | universalfamilyofschools.org/universal-audenried

Report Type | High School Grades in Report | 9-12

Admissions Category | Catchment Receives K8 Report | No
Oct 1 Enrollment | 550

Student Enrollment and Demographics



580

of Students Served Over the Full Year

28.2%

% of Students with IEPs

7.5%

% of Students Identified as English Learners

100.0%

% of Students Identified as Economically Disadvantaged

Student Attendance

44.8%

% of Students Attending at Least 95% of Instructional Days

67.1%

% of Students Attending at Least 90% of Instructional Days

Score Level	Performance	Improvement	Level
Not Applicable for 2022-2023	Black / African American		
	Insufficient Data for Score	Insufficient Data for Score	NA
Performance	Hispanic / Latino		
Insufficient Data for Score	Insufficient Data for Score	Insufficient Data for Score	NA
Improvement	Multi Racial / Other		
Improving in 6 out of 11 Eligible Metrics 54.6%	Insufficient Data for Score	Insufficient Data for Score	NA
Goal Performance (All Students)	White		
Four-Year Cohort Graduation Rate	Insufficient Data for Score	Insufficient Data for Score	NA
Score: 80.8%	American Indian / Alaskan Native		
MAINTAINING +0.3 From Prior Year	Insufficient Data for Score	Insufficient Data for Score	NA
GOAL 4 Keystone: % of Students Proficient or Advanced on All 3 Keystones, Grade 11	Asian		
Score: 14.8%	Insufficient Data for Score	Insufficient Data for Score	NA
Not Applicable No Data Prior Year	Native Hawaiian / Pacific Islander		
GOAL 5 % of 12th Grade CTE Students Meeting Industry Standards	Insufficient Data for Score	Insufficient Data for Score	NA
Score: 37.1%	English Learners		
IMPROVING +6.2 From Prior Year	Insufficient Data for Score	Insufficient Data for Score	NA
<ul style="list-style-type: none"> Improving Maintaining Not Improving Not Applicable 	Students with IEPs		
	Insufficient Data for Score	Insufficient Data for Score	NA
	Economically Disadvantaged		
	Insufficient Data for Score	Insufficient Data for Score	NA

Climate, Culture & Opportunity

Conditions for Success

School Code | 3417 School Name | Universal Charter School at Audenried

% of Students Attending 90%+ of Days

All Students

580 Students

Score: 67.1%



MAINTAINING

+1.0 From Prior Year



% of Students Attending

Greater Than 95% of Instructional Days

44.8%

90-95% of Instructional Days

22.2%

85-90% of Instructional Days

14.1%

80-85% of Instructional Days

6.4%

Less than 80% of Instructional Days

12.4%

Number of Dropouts

All Students

Grades 9-12

Students: 2

MAINTAINING

+0.0 From Prior Year



% of Students Receiving Zero Out-of-School Suspensions

All Students

580 Students

Score: 88.1%



NOT IMPROVING

-8.4 From Prior Year



* Schools that are performing at the most positive value for a metric automatically receive a label of "Improving", even if no change in performance occurred.

Climate, Culture & Opportunity

Conditions for Success

School Code | 3417 School Name | Universal Charter School at Audenried

% of Teachers Attending 90%+ of Days

Additional Teacher Metrics

All Teachers

Not Applicable

Data Unavailable
% of Teachers Rated as
Distinguished

Data Unavailable
% of Teachers Rated as
Proficient




Data Unavailable
Year-to-Year Teacher
Retention

** Schools that are performing at the most positive value for a metric automatically receive a label of "Improving", even if no change in performance occurred.*

College & Career: Every Student Graduates Ready for College and Careers

Conditions for Success

School Code | 3417 School Name | Universal Charter School at Audenried

Four-Year Cohort Graduation Rate	Other Key Metrics		
<p>All Students 97 out of 120 Students</p> <p>Score: 80.8%</p> <p>MAINTAINING +0.3 From Prior Year </p>	<p>88.1% Ninth-Grade On-Track Rate</p> <p>25.2% First-Fall Matriculation</p> <p>24.2% % of Students Completing the FAFSA by End of 12th Grade</p>		
<p>Black / African American 89 out of 110 Students</p> <p>Score: 80.9%</p> <p>NOT IMPROVING -4.0 From Prior Year </p>			
<p>Hispanic / Latino</p> <p>Insufficient Sample</p>			
<p>Multi Racial / Other</p> <p>Insufficient Sample</p>			
<p>White</p> <p>Insufficient Sample</p>			
<p>American Indian / Alaskan Native</p> <p>Insufficient Sample</p>			
<p>Asian</p> <p>Insufficient Sample</p>			
<p>Native Hawaiian / Pacific Islander</p> <p>Insufficient Sample</p>			
<p>English Learners</p> <p>Insufficient Sample</p>			
<p>Students with IEPs 24 out of 35 Students</p> <p>Score: 68.6%</p> <p>IMPROVING +1.9 From Prior Year </p>			
<p>Economically Disadvantaged</p> <p>Insufficient Sample</p>			

* Schools that are performing at the most positive value for a metric automatically receive a label of "Improving", even if no change in performance occurred.

College & Career: Every Student Graduates Ready for College and Careers

Goal 4 - Keystone Algebra I Proficiency, Grade 11

School Code | 3417 School Name | Universal Charter School at Audenried

Keystone Algebra 1: % of Students Proficient or Advanced, Grade 11	Keystone Algebra 1: % of Students Below Basic, Grade 11
<p>All Students 28 out of 115 Students</p> <p>Score: 24.4%</p> <p>IMPROVING +8.4 From Prior Year </p>	<p>All Students 24 out of 115 Students</p> <p>Score: 20.9%</p> <p>IMPROVING -1.2 From Prior Year </p>
<p>Black / African American 25 out of 105 Students</p> <p>Score: 23.8%</p> <p>Not Applicable No Data Prior Year </p>	<p>Black / African American 24 out of 105 Students</p> <p>Score: 22.9%</p> <p>Not Applicable No Data Prior Year </p>
<p>Hispanic / Latino</p> <p>Insufficient Sample</p>	<p>Hispanic / Latino</p> <p>Insufficient Sample</p>
<p>Multi Racial / Other</p> <p>Insufficient Sample</p>	<p>Multi Racial / Other</p> <p>Insufficient Sample</p>
<p>White</p> <p>Insufficient Sample</p>	<p>White</p> <p>Insufficient Sample</p>
<p>American Indian / Alaskan Native</p> <p>Insufficient Sample</p>	<p>American Indian / Alaskan Native</p> <p>Insufficient Sample</p>
<p>Asian</p> <p>Insufficient Sample</p>	<p>Asian</p> <p>Insufficient Sample</p>
<p>Native Hawaiian / Pacific Islander</p> <p>Insufficient Sample</p>	<p>Native Hawaiian / Pacific Islander</p> <p>Insufficient Sample</p>
<p>English Learners</p> <p>Insufficient Sample</p>	<p>English Learners</p> <p>Insufficient Sample</p>
<p>Students with IEPs 2 out of 26 Students</p> <p>Score: 7.7%</p> <p>Not Applicable No Data Prior Year </p>	<p>Students with IEPs 9 out of 26 Students</p> <p>Score: 34.6%</p> <p>Not Applicable No Data Prior Year </p>
<p>Economically Disadvantaged 26 out of 106 Students</p> <p>Score: 24.5%</p> <p>Not Applicable No Data Prior Year </p>	<p>Economically Disadvantaged 21 out of 106 Students</p> <p>Score: 19.8%</p> <p>Not Applicable No Data Prior Year </p>

* Schools that are performing at the most positive value for a metric automatically receive a label of "Improving", even if no change in performance occurred.

* Due to COVID-19 pandemic-related test cancellations and exemptions, Keystone results for 2022-2023 are compared to pre-pandemic (2018-2019) performance; 2018-2019 subgroup data are not included.

College & Career: Every Student Graduates Ready for College and Careers

Goal 4 - Keystone Biology Proficiency, Grade 11

School Code | 3417 School Name | Universal Charter School at Audenried

Keystone Biology: % of Students Proficient or Advanced, Grade 11	Keystone Biology: % of Students Below Basic, Grade 11
<p>All Students 25 out of 115 Students</p> <p>Score: 21.7%</p> <p>IMPROVING +2.4 From Prior Year </p>	<p>All Students 50 out of 115 Students</p> <p>Score: 43.5%</p> <p>NOT IMPROVING +6.6 From Prior Year </p>
<p>Black / African American 22 out of 105 Students</p> <p>Score: 21.0%</p> <p>Not Applicable No Data Prior Year </p>	<p>Black / African American 49 out of 105 Students</p> <p>Score: 46.7%</p> <p>Not Applicable No Data Prior Year </p>
<p>Hispanic / Latino</p> <p>Insufficient Sample</p>	<p>Hispanic / Latino</p> <p>Insufficient Sample</p>
<p>Multi Racial / Other</p> <p>Insufficient Sample</p>	<p>Multi Racial / Other</p> <p>Insufficient Sample</p>
<p>White</p> <p>Insufficient Sample</p>	<p>White</p> <p>Insufficient Sample</p>
<p>American Indian / Alaskan Native</p> <p>Insufficient Sample</p>	<p>American Indian / Alaskan Native</p> <p>Insufficient Sample</p>
<p>Asian</p> <p>Insufficient Sample</p>	<p>Asian</p> <p>Insufficient Sample</p>
<p>Native Hawaiian / Pacific Islander</p> <p>Insufficient Sample</p>	<p>Native Hawaiian / Pacific Islander</p> <p>Insufficient Sample</p>
<p>English Learners</p> <p>Insufficient Sample</p>	<p>English Learners</p> <p>Insufficient Sample</p>
<p>Students with IEPs 3 out of 26 Students</p> <p>Score: 11.5%</p> <p>Not Applicable No Data Prior Year </p>	<p>Students with IEPs 19 out of 26 Students</p> <p>Score: 73.1%</p> <p>Not Applicable No Data Prior Year </p>
<p>Economically Disadvantaged 25 out of 106 Students</p> <p>Score: 23.6%</p> <p>Not Applicable No Data Prior Year </p>	<p>Economically Disadvantaged 43 out of 106 Students</p> <p>Score: 40.6%</p> <p>Not Applicable No Data Prior Year </p>

* Schools that are performing at the most positive value for a metric automatically receive a label of "Improving", even if no change in performance occurred.

* Due to COVID-19 pandemic-related test cancellations and exemptions, Keystone results for 2022-2023 are compared to pre-pandemic (2018-2019) performance; 2018-2019 subgroup data are not included.

College & Career: Every Student Graduates Ready for College and Careers

Goal 4 - Keystone Literature Proficiency, Grade 11

School Code | 3417 School Name | Universal Charter School at Audenried

Keystone Literature: % of Students Proficient or Advanced, Grade 11	Keystone Literature: % of Students Below Basic, Grade 11
<p>All Students 65 out of 114 Students</p> <p>Score: 57.0%</p> <p>IMPROVING +11.3 From Prior Year </p>	<p>All Students 21 out of 114 Students</p> <p>Score: 18.4%</p> <p>IMPROVING -1.3 From Prior Year </p>
<p>Black / African American 57 out of 104 Students</p> <p>Score: 54.8%</p> <p>Not Applicable No Data Prior Year </p>	<p>Black / African American 21 out of 104 Students</p> <p>Score: 20.2%</p> <p>Not Applicable No Data Prior Year </p>
<p>Hispanic / Latino</p> <p>Insufficient Sample</p>	<p>Hispanic / Latino</p> <p>Insufficient Sample</p>
<p>Multi Racial / Other</p> <p>Insufficient Sample</p>	<p>Multi Racial / Other</p> <p>Insufficient Sample</p>
<p>White</p> <p>Insufficient Sample</p>	<p>White</p> <p>Insufficient Sample</p>
<p>American Indian / Alaskan Native</p> <p>Insufficient Sample</p>	<p>American Indian / Alaskan Native</p> <p>Insufficient Sample</p>
<p>Asian</p> <p>Insufficient Sample</p>	<p>Asian</p> <p>Insufficient Sample</p>
<p>Native Hawaiian / Pacific Islander</p> <p>Insufficient Sample</p>	<p>Native Hawaiian / Pacific Islander</p> <p>Insufficient Sample</p>
<p>English Learners</p> <p>Insufficient Sample</p>	<p>English Learners</p> <p>Insufficient Sample</p>
<p>Students with IEPs 5 out of 26 Students</p> <p>Score: 19.2%</p> <p>Not Applicable No Data Prior Year </p>	<p>Students with IEPs 13 out of 26 Students</p> <p>Score: 50.0%</p> <p>Not Applicable No Data Prior Year </p>
<p>Economically Disadvantaged 62 out of 105 Students</p> <p>Score: 59.1%</p> <p>Not Applicable No Data Prior Year </p>	<p>Economically Disadvantaged 17 out of 105 Students</p> <p>Score: 16.2%</p> <p>Not Applicable No Data Prior Year </p>

* Schools that are performing at the most positive value for a metric automatically receive a label of "Improving", even if no change in performance occurred.

* Due to COVID-19 pandemic-related test cancellations and exemptions, Keystone results for 2022-2023 are compared to pre-pandemic (2018-2019) performance; 2018-2019 subgroup data are not included.

College & Career: Every Student Graduates Ready for College and Careers

Goal 4 - Keystone Overall Proficiency, Grade 11

Goal 5 - Career and Technical Education, Grade 12

School Code | 3417 School Name | Universal Charter School at Audenried

Keystone All Subjects: % of Students Proficient or Advanced, Grade 11

All Students

17 out of 115 Students

Score: 14.8%

Not Applicable

No Data Prior Year



Black / African American

15 out of 105 Students

Score: 14.3%

Not Applicable

No Data Prior Year



Hispanic / Latino

Insufficient Sample

Multi Racial / Other

Insufficient Sample

White

Insufficient Sample

American Indian / Alaskan Native

Insufficient Sample

Asian

Insufficient Sample

Native Hawaiian / Pacific Islander

Insufficient Sample

English Learners

Insufficient Sample

Students with IEPs

1 out of 26 Students

Score: 3.9%

Not Applicable

No Data Prior Year



Economically Disadvantaged

17 out of 106 Students

Score: 16.0%

Not Applicable

No Data Prior Year



% of 12th Grade CTE Students Meeting Industry Standards

All Students

124 Students

Score: 37.1%



IMPROVING

+6.2 From Prior Year



* Schools that are performing at the most positive value for a metric automatically receive a label of "Improving", even if no change in performance occurred.

* Due to COVID-19 pandemic-related test cancellations and exemptions, Keystone results for 2022-2023 are compared to pre-pandemic (2018-2019) performance; 2018-2019 subgroup data are not included.